

SUCCESS BY THE

# NUMBERS

*Measuring our impact on the community this month.*

**60** STUDENTS BEING MENTORED BY LEAD

**18** STUDENTS MENTORED BY VOLUNTEERS

**138**

SESSIONS

**74.3**

HOURS

**12**

SESSIONS

**6**

HOUR


**24** TOTAL REFERRALS TO TMI

**17**  
SCHOOLS

**7**  
COMMUNITY

**272**

STUDENTS ON CASELOAD





## SW AND CM SCREEN

*children/family caseload for SDoH needs*



## REFERRALS

*to resources*

## PROVIDE THERAPEUTIC ACTIVITIES

*to moderate and high-risk children*

# 67.75

SESSIONS

# 191

TOTAL HOURS

# FAMILY & COMMUNITY OUTREACH



## FAMILIES CASE-MANAGED

*by FCOC*

# POLICE CLASSROOM VISITS

2025-2026 SCHOOL YEAR



*Classrooms with two law enforcement visits*


# POLICE SUPPORT SPECIALISTS

PSS CASELOAD




58

## PSS ENGAGEMENT



# of attempted follow-ups with no response (text, phone, visit)



# of follow-ups with 2-way engagement



## PSS COMMUNITY EVENTS

8

Attended

16

Hours spent at events

## PSS AGENCY MEETINGS

4

Attended

8

Hours spent at meetings



# Melady's HOME



**558**  
ITEMS GIVEN




School Supplies

**14**



Clothing

**208**



Household Goods

**26**



Food

**172**



Cleaning Supplies

**43**



Tents

**2**



Baby Items

**12**



Pairs of Shoes

**14**

